

Codebook for hdv2003

Autogenerated data summary from dataMaid

2018-03-14 20:33:30

Data report overview

The dataset examined has the following dimensions:

Feature	Result
Number of observations	2000
Number of variables	20

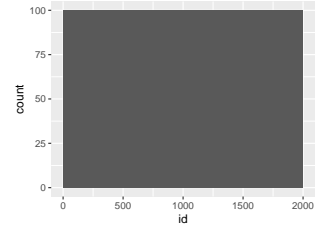
Codebook summary table

Label	Variable	Class	# unique values	Missing	Description
	id	integer	2000	0.00 %	
	age	integer	78	0.00 %	
	sexe	factor	2	0.00 %	
	nivetud	factor	9	5.60 %	
	poids	numeric	1877	0.00 %	
	occup	factor	7	0.00 %	
	qualif	factor	8	17.35 %	
	freres.soeurs	integer	19	0.00 %	
	clso	factor	3	0.00 %	
	relig	factor	6	0.00 %	
	trav.imp	factor	5	47.60 %	
	trav.satisf	factor	4	47.60 %	
	hard.rock	factor	2	0.00 %	
	lecture.bd	factor	2	0.00 %	
	peche.chasse	factor	2	0.00 %	
	cuisine	factor	2	0.00 %	
	bricol	factor	2	0.00 %	
	cinema	factor	2	0.00 %	
	sport	factor	2	0.00 %	
	heures.tv	numeric	30	0.25 %	

Variable list

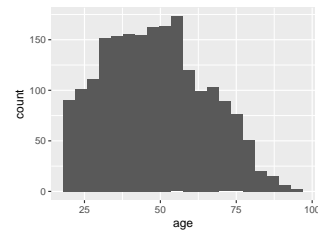
id

Feature	Result
Variable type	integer
Number of missing obs.	0 (0 %)
Number of unique values	2000
Median	1000.5
1st and 3rd quartiles	500.75; 1500.25
Min. and max.	1; 2000



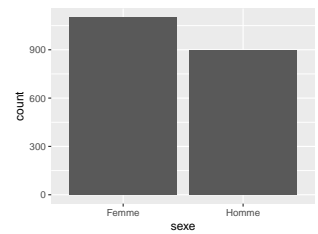
age

Feature	Result
Variable type	integer
Number of missing obs.	0 (0 %)
Number of unique values	78
Median	48
1st and 3rd quartiles	35; 60
Min. and max.	18; 97



sexe

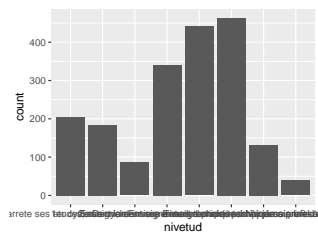
Feature	Result
Variable type	factor
Number of missing obs.	0 (0 %)
Number of unique values	2
Mode	"Femme"



- Observed factor levels: "Femme", "Homme".

nivetud

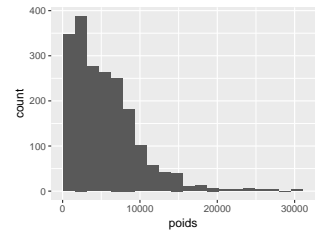
Feature	Result
Variable type	factor
Number of missing obs.	112 (5.6 %)
Number of unique values	8
Mode	"Enseignement technique ou professionnel court"



- Observed factor levels: "1er cycle", "2eme cycle", "A arrete ses etudes, avant la derniere annee d'etudes primaires", "Derniere annee d'etudes primaires", "Enseignement superieur y compris technique superieur", "Enseignement technique ou professionnel court", "Enseignement technique ou professionnel long", "N'a jamais fait d'etudes".

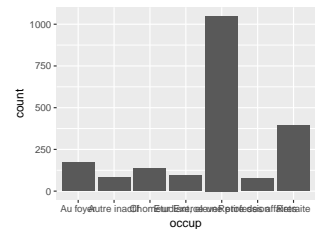
poids

Feature	Result
Variable type	numeric
Number of missing obs.	0 (0 %)
Number of unique values	1877
Median	4631.19
1st and 3rd quartiles	2221.82; 7626.54
Min. and max.	78.08; 31092.14



occup

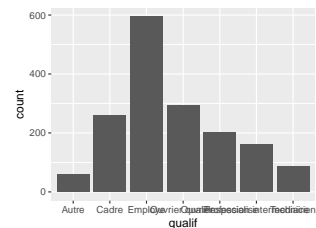
Feature	Result
Variable type	factor
Number of missing obs.	0 (0 %)
Number of unique values	7
Mode	"Exerce une profession"



- Observed factor levels: "Au foyer", "Autre inactif", "Chomeur", "Etudiant, eleve", "Exerce une profession", "Retire des affaires", "Retraite".

qualif

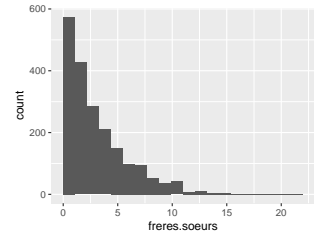
Feature	Result
Variable type	factor
Number of missing obs.	347 (17.35 %)
Number of unique values	7
Mode	"Employe"



- Observed factor levels: "Autre", "Cadre", "Employe", "Ouvrier qualifie", "Ouvrier specialise", "Profession intermediaire", "Technicien".

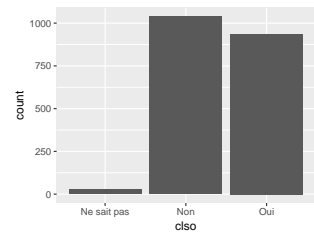
freres.soeurs

Feature	Result
Variable type	integer
Number of missing obs.	0 (0 %)
Number of unique values	19
Median	2
1st and 3rd quartiles	1; 5
Min. and max.	0; 22



clso

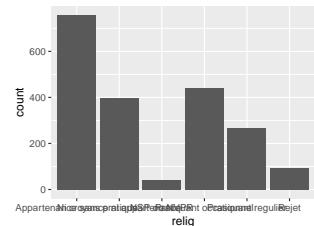
Feature	Result
Variable type	factor
Number of missing obs.	0 (0 %)
Number of unique values	3
Mode	"Non"



- Observed factor levels: "Ne sait pas", "Non", "Oui".

relig

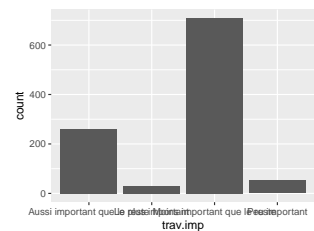
Feature	Result
Variable type	factor
Number of missing obs.	0 (0 %)
Number of unique values	6
Mode	"Appartenance sans pratique"



- Observed factor levels: "Appartenance sans pratique", "Ni croyance ni appartenance", "NSP ou NVPR", "Praticant occasionnel", "Praticant regulier", "Rejet".

trav.imp

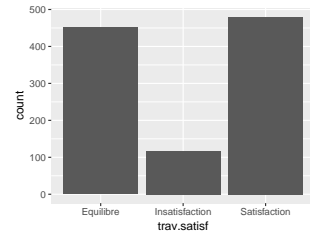
Feature	Result
Variable type	factor
Number of missing obs.	952 (47.6 %)
Number of unique values	4
Mode	"Moins important que le reste"



- Observed factor levels: "Aussi important que le reste", "Le plus important", "Moins important que le reste", "Peu important".

trav.satisf

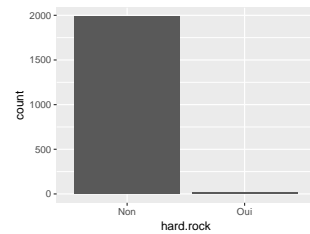
Feature	Result
Variable type	factor
Number of missing obs.	952 (47.6 %)
Number of unique values	3
Mode	"Satisfaction"



- Observed factor levels: "Equilibre", "Insatisfaction", "Satisfaction".

hard.rock

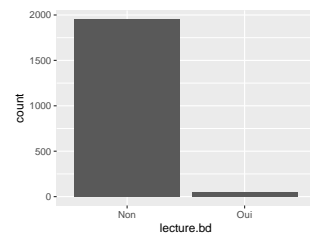
Feature	Result
Variable type	factor
Number of missing obs.	0 (0 %)
Number of unique values	2
Mode	"Non"



- Observed factor levels: "Non", "Oui".

lecture.bd

Feature	Result
Variable type	factor
Number of missing obs.	0 (0 %)
Number of unique values	2
Mode	"Non"



- Observed factor levels: "Non", "Oui".

peche.chasse

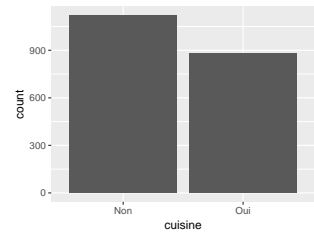
Feature	Result
Variable type	factor
Number of missing obs.	0 (0 %)
Number of unique values	2
Mode	"Non"



- Observed factor levels: "Non", "Oui".
-

cuisine

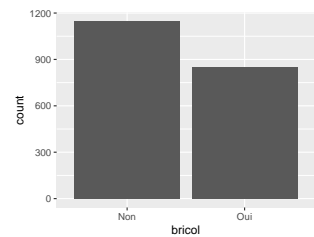
Feature	Result
Variable type	factor
Number of missing obs.	0 (0 %)
Number of unique values	2
Mode	"Non"



- Observed factor levels: "Non", "Oui".
-

bricol

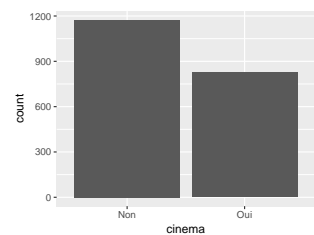
Feature	Result
Variable type	factor
Number of missing obs.	0 (0 %)
Number of unique values	2
Mode	"Non"



- Observed factor levels: "Non", "Oui".
-

cinema

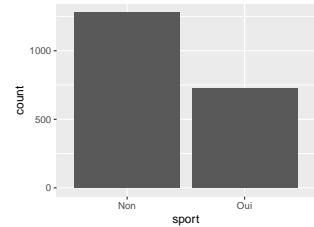
Feature	Result
Variable type	factor
Number of missing obs.	0 (0 %)
Number of unique values	2
Mode	"Non"



- Observed factor levels: "Non", "Oui".
-

sport

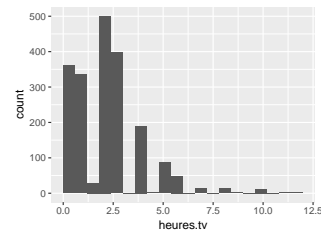
Feature	Result
Variable type	factor
Number of missing obs.	0 (0 %)
Number of unique values	2
Mode	"Non"



- Observed factor levels: "Non", "Oui".

heures.tv

Feature	Result
Variable type	numeric
Number of missing obs.	5 (0.25 %)
Number of unique values	29
Median	2
1st and 3rd quartiles	1; 3
Min. and max.	0; 12



Report generation information:

- Created by Joseph Larmarange.
- Report creation time: mer. mars 14 2018 20:33:31
- dataMaid v1.1.0 [Pkg: 2018-02-06 from CRAN (R 3.4.3)]
- R version 3.4.3 (2017-11-30).
- Platform: x86_64-w64-mingw32/x64 (64-bit)(Windows >= 8 x64 (build 9200)).
- Function call: `makeDataReport(data = data, output = "pdf", mode = c("summarize", "visualize", "check"), smartNum = FALSE, file = normalizeFileName(paste0("codebook_", dfname, vol, ".Rmd")), replace = TRUE, checks = setChecks(character = list("showAllFactorLevels"), factor = list("showAllFactorLevels"), labelled = list("showAllFactorLevels"), numeric = NULL, integer = NULL, Date = NULL, logical = NULL), listChecks = FALSE, maxProbVals = Inf, codebook = TRUE, reportTitle = paste0("Codebook for ", dfname))`